

Panoramica del pubblico

01 gen 2015 - 31 dic 2015
Confronta con: 01 gen 2014 - 31 dic 2014

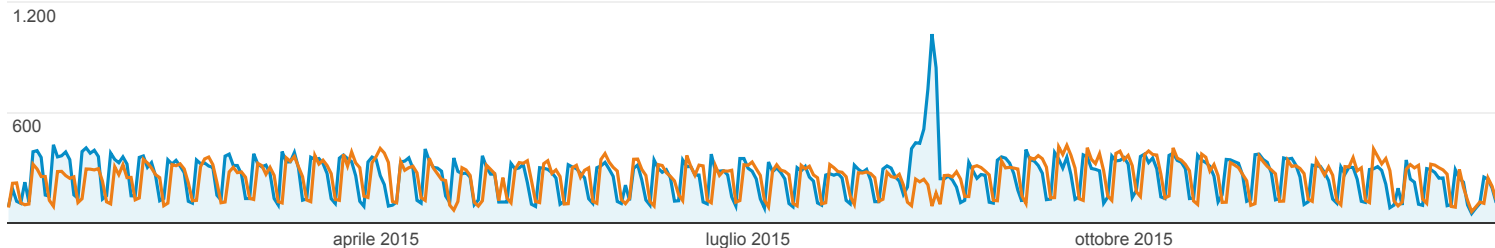
Stai utilizzando una vista filtrata che potrebbe generare un conteggio utenti non preciso. [Ulteriori informazioni](#)

Tutte le sessioni
+0,00%

Panoramica

1-gen-2015 - 31-dic-2015: ● Sessioni

1-gen-2014 - 31-dic-2014: ● Sessioni



Sessioni
5,47%
92.613 vs 87.806

Utenti
6,82%
72.350 vs 67.733

Visualizzazioni di pagina
9,77%
183.343 vs 167.029

Pagine/sessione
4,07%
1,98 vs 1,90

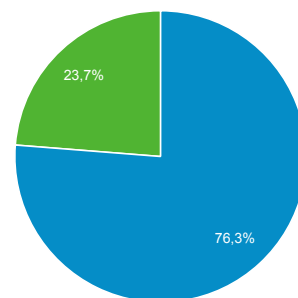
Durata sessione media
7,44%
00:01:26 vs 00:01:20

Frequenza di rimbalzo
-12,26%
57,38% vs 65,39%

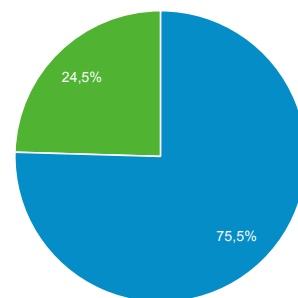
% nuove sessioni
1,06%
76,23% vs 75,43%

■ New Visitor ■ Returning Visitor

1-gen-2015 - 31-dic-2015



1-gen-2014 - 31-dic-2014



Paese	Sessioni	% Sessioni
1. Italy		
1-gen-2015 - 31-dic-2015	90.286	97,49%
1-gen-2014 - 31-dic-2014	85.489	97,36%
% modifica	5,61%	0,13%
2. Brazil		
1-gen-2015 - 31-dic-2015	432	0,47%
1-gen-2014 - 31-dic-2014	264	0,30%
% modifica	63,64%	55,14%
3. Germany		
1-gen-2015 - 31-dic-2015	276	0,30%
1-gen-2014 - 31-dic-2014	289	0,33%
% modifica	-4,50%	-9,46%

4.	United Kingdom		
	1-gen-2015 - 31-dic-2015	245	0,26%
	1-gen-2014 - 31-dic-2014	210	0,24%
	% modifica	16,67%	10,61%
5.	France		
	1-gen-2015 - 31-dic-2015	155	0,17%
	1-gen-2014 - 31-dic-2014	208	0,24%
	% modifica	-25,48%	-29,35%
6.	United States		
	1-gen-2015 - 31-dic-2015	118	0,13%
	1-gen-2014 - 31-dic-2014	335	0,38%
	% modifica	-64,78%	-66,60%
7.	Romania		
	1-gen-2015 - 31-dic-2015	105	0,11%
	1-gen-2014 - 31-dic-2014	73	0,08%
	% modifica	43,84%	36,37%
8.	Spain		
	1-gen-2015 - 31-dic-2015	87	0,09%
	1-gen-2014 - 31-dic-2014	67	0,08%
	% modifica	29,85%	23,11%
9.	Switzerland		
	1-gen-2015 - 31-dic-2015	86	0,09%
	1-gen-2014 - 31-dic-2014	103	0,12%
	% modifica	-16,50%	-20,84%
10.	Belgium		
	1-gen-2015 - 31-dic-2015	76	0,08%
	1-gen-2014 - 31-dic-2014	39	0,04%
	% modifica	94,87%	84,76%